





























## PVC INSULATED PVC SHEATHED FLEXIBLE CORD

MS 2112-5 IEC 60227-5 BS EN 50525-2-11

300 / 300V  
70°C



### CONSTRUCTION

<b>Conductor</b>	Finely stranded annealed copper conductor according to IEC 60228, class 5								
<b>Insulation</b>	PVC compound								
<b>Insulation colour</b>	<table border="1"> <thead> <tr> <th>Number of cores</th> <th>Colour of cores</th> </tr> </thead> <tbody> <tr> <td>2</td> <td>BU  BR </td> </tr> <tr> <td>3</td> <td>GN/YE  BU  BR </td> </tr> <tr> <td>4</td> <td>GN/YE  BR  BL  GR </td> </tr> </tbody> </table>	Number of cores	Colour of cores	2	BU  BR 	3	GN/YE  BU  BR 	4	GN/YE  BR  BL  GR 
Number of cores	Colour of cores								
2	BU  BR 								
3	GN/YE  BU  BR 								
4	GN/YE  BR  BL  GR 								
<b>Sheath</b>	PVC compound								
<b>Sheath colour</b>	Grey unless otherwise specified								

### TECHNICAL DATA

<b>Temperature range</b>	-5°C up to 70°C
<b>Nominal voltage</b>	300 / 300V
<b>Test voltage</b>	2kV / 15min
<b>Flexing Test</b>	30,000 times backward and forward movements of the carrier with load
<b>Behaviour in fire</b>	Flame retardant (self-extinguishing) according to IEC 60332-1-2
<b>Absence of harmful substances</b>	RoHS compliant

**PVC-INSULATED PVC-SHEATHED FLEXIBLE CORD**

MS 2112-5 IEC 60227-5 BS EN 50525-2-11

**300 / 300V**  
**70°C**

Cross-sectional view	Number and nominal cross-sectional area of conductors	Thickness of Insulation Specified value	Thickness of Sheath Specified value	Mean overall dimensions	
				Lower limit	Upper limit
	no./mm <sup>2</sup>	mm	mm	mm	mm
	2 X 0.5	0.5	0.6	4.6 or	5.9 or
				3.0 X 4.9	3.7 X 5.9
	2 X 0.75	0.5	0.6	4.9 or	6.3 or
				3.2 X 5.2	3.8 X 6.3
	3 X 0.5	0.5	0.6	4.9	6.3
	3 X 0.75	0.5	0.6	5.2	6.7
	4 X 0.5	0.5	0.6	5.4	6.9
	4 X 0.75	0.5	0.6	5.7	7.3

FAJAR CABLES SDN. BHD.